

**Xymview** is a unified data-driven visualization dashboard. This customizable solution allows users to track in real-time process and business KPIs due to business intelligence, condition-based monitoring, predictive analytics, among other AI-driven solutions running on top to improve business performance, quality and proactive decision-making on processes and services.





Our solution includes:

- Real-time KPIs visualization;
- Anomalies detection;
- Failures and events root cause analysis;
- Predictive models indexes;
- and Optimal production and services scheduling.

**Figure of merits:** Condition-based monitoring, AI-transparency, On-process quality control




Like and follow us on social media for the latest updates about our products, features and innovations:

Or visit our website at [www.xymbot.com](http://www.xymbot.com) to find out more about our products and current offers.

Your digitalization partner





About us: **Xybot** was funded by researches and business professionals with more than 25 years' experience in the design and implementation of state-of-the-art process automation, data-driven and artificial intelligence-based solutions for cross domain industries.

Our digitalization products and services are developed to improve customer performance, management, competitiveness and sustainability due to the adoption of advanced digital solutions allowing to take competitive advantages and to explore new innovation-based business models.

AI-transparency, agile development methods, out-of-the-box multidisciplinary design thinking, and service customization are the values that we standard to build a solid customer-centred professional relationship.

Company details:

Address: Calle Juan Peñalver 59, Madrid, 28021, Spain

Email: [info@xybot.com](mailto:info@xybot.com)

Tel. General: +34 651 603 545

Tel. Commercial: +34 615 254 380

Your digitalization partner

